

LEGEND / NOTES

- Ⓢ

2A 10BC FIRE EXTINGUISHER. G.C. INSTALL EITHER ON WALL SURFACE, COLUMN, OR ALUMINUM MULLION. MOUNTING HEIGHT = 3'-6" A.F.F TO TOP OF EXTINGUISHER. QUANTITY AND LOCATIONS AS REQUIRED BY LOCAL REQUIREMENTS.
- ✱

PROVIDE TACTILE EXIT SIGNS AT ALL EXITS AS REQUIRED BY NFPA 101 SECTION 7.10.1.3. MOUNT SIGNAGE AT 60" A.F.F. TO CENTERLINE OF SIGN. SEE SHEET A1.1 FOR DETAILS.
- EXIT DOORS TO BE OPENABLE FROM THE INSIDE WITHOUT THE USE OF A KEY OR SPECIAL KNOWLEDGE OR EFFORT. EXCEPTION: MAIN EXIT DOOR HAS KEY-LOCKING HARDWARE. G.C. TO PROVIDE A READABLE VISIBLE, DURABLE SIGN ON OR ADJACENT TO THE DOOR STATING "THIS DOOR TO REMAIN UNLOCKED WHEN BUILDING IS OCCUPIED". SIGN TO BE ONE INCH HIGH LETTERS ON CONTRASTING BACKGROUND.
- EXIT SIGN WITH BATTERY BACKUP.
- EXTERIOR EMERGENCY LIGHT WITH BATTERY BACKUP. REMOTE HEAD WIRED TO EXIT SIGN.
- EMERGENCY LIGHT WITH BATTERY BACKUP. SEE SHEET E3 LIGHTING PLAN
- EXITS TO BE ILLUMINATED AT ANY TIME THE BUILDING IS OCCUPIED WITH LIGHT HAVING INTENSITY OF NOT LESS THAN ONE FOOTCANDLE AT FLOOR LEVEL. THE POWER SUPPLY FOR EXIT ILLUMINATION HAS BATTERY BACKUP IN THE EVENT OF A POWER FAILURE.
- EXIT SIGNS TO BE INSTALLED AT THE REQUIRED EXITS FROM THE ROOM OR AREA AND WHEN OTHERWISE NECESSARY TO CLEARLY INDICATE THE DIRECTION OF EGRESS. GRAPHICS, ILLUMINATION AND POWER SUPPLY SHALL COMPLY WITH CHAPTER 10 OF THE FBC.
- INDICATES PATH OF TRAVEL (TD)

BUILDING CODE ANALYSIS

THIS PLAN SHALL COMPLY WITH ALL THE REQUIREMENTS OF THE FOLLOWING:

- 2017 FLORIDA BUILDING CODE, 6th EDITION
- 2017 FLORIDA PLUMBING CODE, 6th EDITION
- 2017 FLORIDA MECHANICAL CODE, 6th EDITION
- 2014 NATIONAL ELECTRIC CODE
- 2017 FLORIDA FIRE PREVENTION CODE, 6th EDITION
- 2017 FLORIDA ENERGY CODE, 6th EDITION

OCCUPANCY CLASSIFICATION: GROUP M (MERCANTILE)  
TYPE OF CONSTRUCTION: VB  
NUMBER OF STORIES: 1 ALLOWED / 1 SHOWN  
BUILDING AREA: 9000 ALLOWED / 7147 SHOWN  
INTERIOR PERIMETER DIMENSIONS: 7147 S.F. UNDER ROOF  
OVERALL PERIMETER DIMENSIONS: 7402 S.F. UNDER ROOF

SPRINKLER SYSTEM - NOT REQUIRED  
FIRE ALARM SYSTEM - NOT REQUIRED

FIRE RATINGS:

EXTERIOR WALL ASSEMBLY CONFORMS TO UL DESIGN NUMBER U-905 WHICH HAS A 2 HOUR FIRE RATING.  
NO DOORS ARE WITHIN 10 FEET OF THE PROPERTY LINE = NOT RATED.  
FLOOR = CONCRETE SLAB  
ROOF = UL1256 - CLASS A  
ALL INTERIOR FINISHES SHALL COMPLY WITH N.F.P.A. 101 (LSC) CHAPTER 10 AND HAVE A FLAME-SPREAD RATING OF 25 OR LESS  
WALL INSULATION TO HAVE A FLAME-SPREAD RATING OF NOT MORE THAN 25 AND A SMOKE DEVELOPMENT RATING OF NOT MORE THAN 450. ROOF INSULATION (FOAM PLASTIC) TO HAVE A FLAME-SPREAD RATING OF NOT MORE THAN 75 AND A SMOKE-DEVELOPED RATING OF NOT MORE THAN 450.

OCCUPANT LOAD FOR EGRESS:

MERCANTILE: 7147 / 60 = 119 PER 2017 FBC  
MERCANTILE: 7147 / 30 = 238 PER NFPA 101

EXITS:

2 EXITS REQUIRED FOR OCCUPANT LOAD > 50  
EXIT WIDTH : 119 OCCUPANTS X .2 = 24 IN. REQ'D BY FBC '17  
EXIT WIDTH : 238 OCCUPANTS X .2 = 48 IN. REQ'D BY NFPA101  
MINIMUM = 72 IN. PROVIDED

EXIT SEPARATION: 120 = 60 FT. REQUIRED  
112 FT. PROVIDED

\*\* MAXIMUM OVERALL DIAGONAL DISTANCE  
MAXIMUM TRAVEL DISTANCE: 200' / 88' SHOWN  
AISLES:

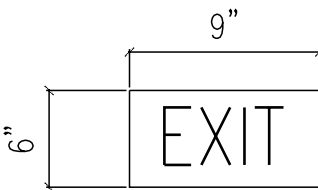
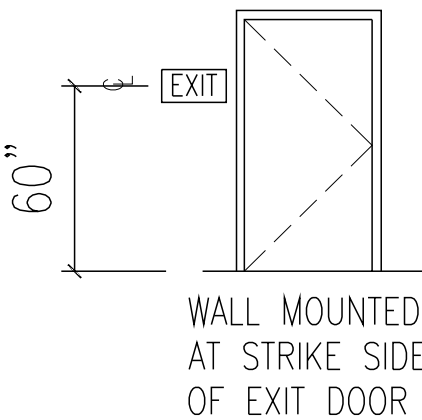
MINIMUM WIDTH: 36 IN. REQUIRED / 39 IN. PROVIDED (AREAS SERVING EMPLOYEES ONLY)  
MINIMUM WIDTH: 44 IN. REQUIRED / 48 IN.(min) PROVIDED (PUBLIC AREAS)  
MAX. DEAD END LENGTH = 20 FT. / 15 FT. SHOWN

EGRESS WIDTH PER OCCUPANT SERVED PER SECTION 1005 FLORIDA BUILDING CODE 2017.

MERCANTILE OCCUPANCY -NON PROTECTED- ORDINARY HAZARD. TRAVEL DISTANCE SHALL NOT EXCEED 150 FEET.

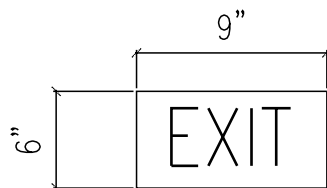
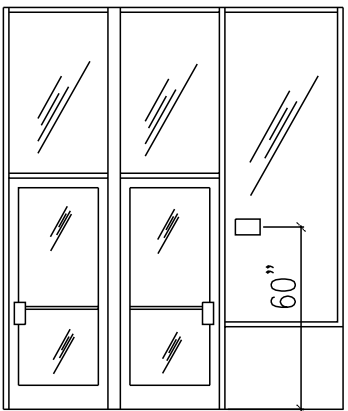
FLAMMABLE AND COMBUSTIBLE MATERIALS WILL NOT EXCEED MAXIMUM QUANTITIES ALLOWED UNDER FLORIDA FIRE PREVENTION CODE 6TH EDITION / NFPA 30 - 2017 EDITION.

MAXIMUM HEIGHT OF SHELVING FIXTURES IS 12'-0". THERE WILL BE NO "HIGH PILED COMBUSTIBLE STORAGE" IN THE STORE.



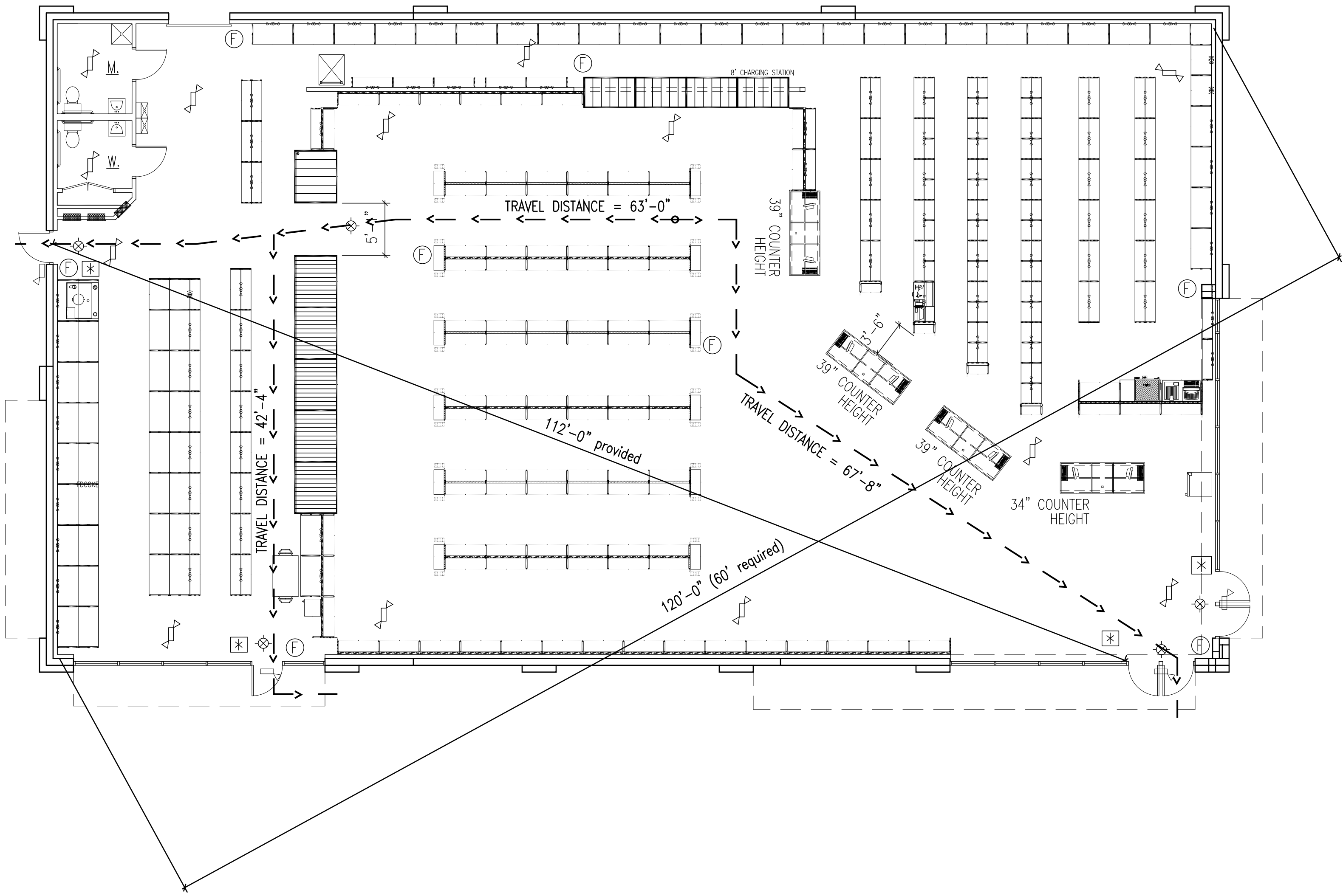
ADA TACTILE EXIT SIGN WITH GRADE 11 BRAILLE PER NFPA 101 SECTION 7.10.1.3.

1 TACTILE EXIT SIGN (MANDOORS)



ADA TACTILE EXIT SIGN WITH GRADE 11 BRAILLE PER NFPA 101 SECTION 7.10.1.3.

2 TACTILE EXIT SIGN (ENTRANCE DOORS)



LIFE SAFETY FLOOR PLAN  
1/8" = 1'-0"

NOTE: Ⓢ = 2A 10BC FIRE EXTINGUISHER. G.C. INSTALL EITHER ON WALL SURFACE, COLUMN OR ALUM. MULLION. MTG. HT.=3'-6" A.F.F TO TOP OF EXTINGUISHER.

<div>AutoZone Store No. 6365 3001 WEST ATLANTIC AVE  POMPANO BEACH FL 33096 <b>LIFE SAFETY PLAN</b></div>	REVISIONS	
	1	4
	2	5
	3	6
<div>Architect: George Callow 123 South Front Street Memphis, Tennessee 38103 TEL: 901-495-8705 FAX: (901) 495-8969  For Bidding &amp; Contractor Information Contact: McGraw - Hill Construction Tel. 615-884-1017 www.construction.com</div>		
<div>George W Callow AR0014155 55 State of Florida Digitally signed by George W Callow AR0014155 State of Florida Date: 2020.02.04 10:50:53 -06'00'</div>		
03/19/17		
M2-R		
A1-1		

AAC  
PZ20-12000007  
2/2/21

AAC  
PZ20-12000007  
03/03/2020